



You need precision, you want morphology




# OCCHIO Zephyr

Size shape sieves analysis for granulates


Imaging solutions in particle analysis

[www.occhio.be](http://www.occhio.be)



OCCHIO Zephyr

# Size, sieves correlation and shape analysis for particles from 20 microns up to 5 mm



Through the efforts of an international and multidisciplinary team of engineers, **OCCHIO** offers you a complete range of solutions, starting from 200 nanometers and ranging up to centimeters. Whether it is for laboratory instrumentation, «at line» or even «on line» solutions, **OCCHIO** is prepared to be your partner in high-level powder characterization. **OCCHIO** and **OCCHIO ZEPHYR** bring you accuracy, profit and innovation.

## \_ Accuracy


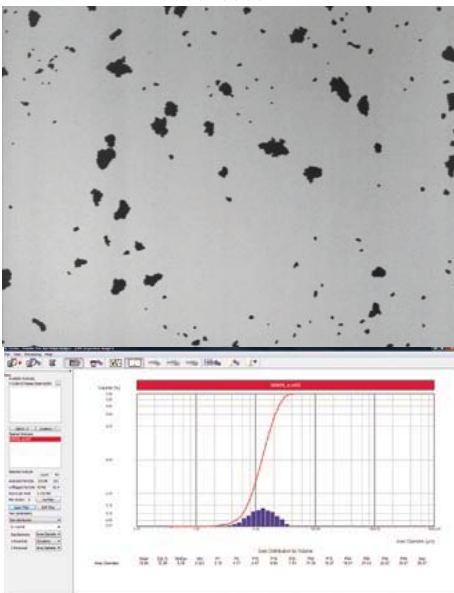
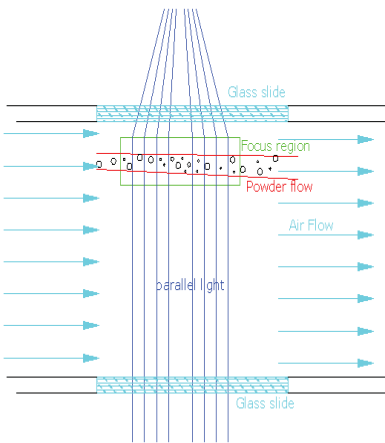
With its proprietary Light and high quality lens, OCCHIO ZEPHYR will change your own perception of image analysis, measuring particles like granulate, sand, ceramics, fibers etc..

## \_ Profit

ZEPHYR is an automatic device dedicated to sieveable powders characterization. Associated with the software CALLISTO, It is easy to use and carries out rapid analyses in less than few minutes.

## \_ Principle and innovation

Based upon a combination of mechanical and vacuum dispersion, the OCCHIO ZEPHYR provides for a fast and accurate size and shape analysis of sieveable powders. The instrument combines a high quality imaging system with a robust mechanical quality design for at-line and on-line process control. The powder is dispersed by means of an aspiration system, air flow inside the pipe is maintained in laminar conditions. The region of capture of the image is close to the powder entry point. The system uses a combination of telecentric lens and collimated light. All the grains are within the focus region.



**For more information contact us**

[info@occhio.be](mailto:info@occhio.be) [www.occhio.be](http://www.occhio.be)