
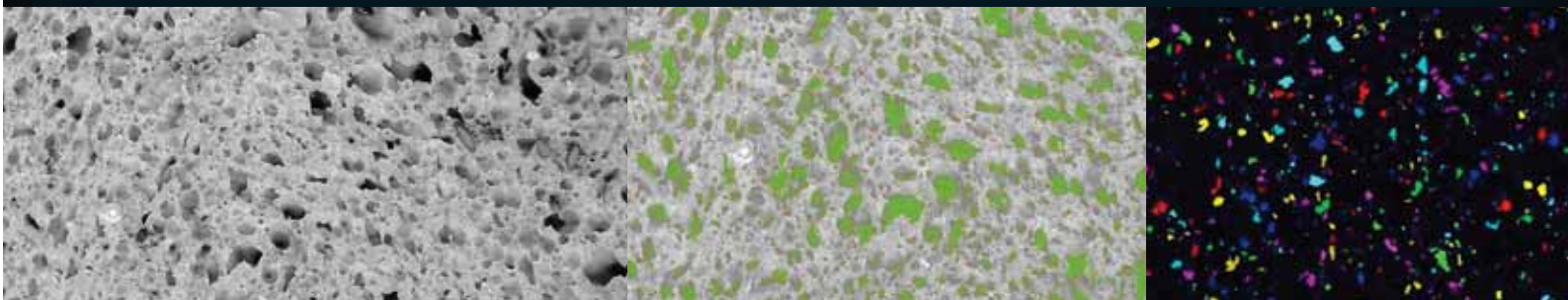


Occhio

Imaging solutions

You need precision, you want morphology



OCCHIO SCAN600

The best solution for texture analysis

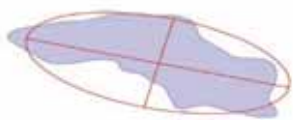
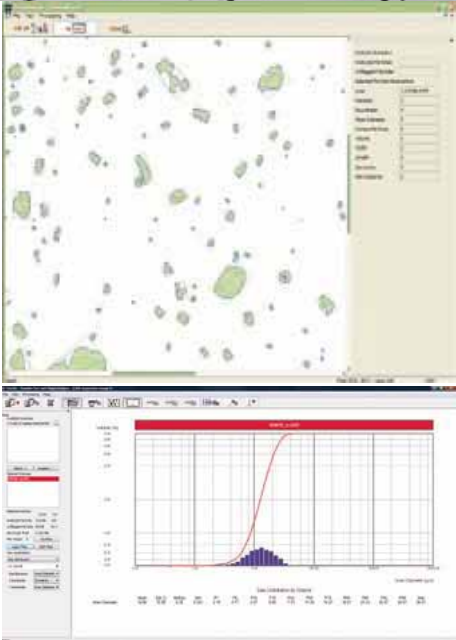

Imaging solutions in particle analysis

www.occhio.be



OCCHIO SCAN600

Texture analysis, size and shape of holes in bread, polymer foam , fibers Bubble size analysis in foams of coffee, beer



Through the efforts of an international and multidisciplinary team of engineers, **OCCHIO** offers you a complete range of solutions, starting from 200 nanometers and ranging up to centimeters.


Whether it is for laboratory instrumentation, «at line» or even «on line» solutions, **OCCHIO** is prepared to be your partner in high-level powder characterization. **OCCHIO** and **OCCHIO SCAN600** bring you accuracy, profit and innovation.

Accuracy

With its proprietary Light and high quality lens, **OCCHIO Flow-Cell** will change your own perception of image analysis, measuring suspensions or emulsions which are invisible under normal microscopy.

Profit

OCCHIO SCAN600 is an new device dedicated to texture analysis of bread, polymer foam, fibers...Based on image analysis technique associated with a powerful software, it allows to measure size and shape of holes as porosity analysis. We can use it almost for fiber analysis. It will be possible to measure lenght of fibers. This new system offers you a lot of adavantages in images analysis for a lowest price. **CALLISTO** software will provide you all tools for a complete texture analysis.



Resolution (from 2 µm up to 20 cm)

Area diameter - Mean diameter - Lenght - Width - Maximum distance

Shape parameters

Elongation - Circularity - Convexity - Shape factor - Luminance & Special parameters.....

Size of holes, counting of particles (as chocolate particles in bread) etc

.....

For more information contact us

info@occhio.be www.occhio.be